

Ref.No. SKLTCA-22-398

Date: 15-06-2023

To,
The Registrar
University of Mumbai,
M.G. Road Fort,
Mumbai- 400 032.

Subject: Submission of AAA and SSR Audit report conducted for understanding the preparedness of Institution.

Respected Sir,

We at Smt. K. L. Tiwari college of Architecture, have conducted an Academic and Administrative Audit (AAA). The Institute was also audited on NEP 2020 preparedness.

The Inspection was conducted for two days on 12th & 13th June, 2023 and was carried out under following experts:

1. Dr. Ajay Khare, Director, School of Planning and Architecture, Bhopal.
2. Dr. Banini Banerjee, Principal, Sinhgad College of Architecture, Pune.

The Invite & Gratitude letters for Auditors, Academic and Administrative Audit (AAA) report as produced by them are attached herewith for your perusal. The Audit was conducted from Academic Year 2018-2023.

We request you to kindly acknowledge the same. Thanking you for your continuous support and motivation provided in carrying out such initiatives at our Institution.

Best Regards,

Rupali Gupta

Prof. Rupali H. Gupta

Principal.

Smt. K. L. Tiwari college of Architecture



Dhanashree Raju

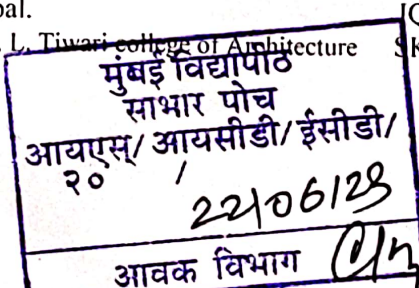
Asst. Prof. Dhanashree Raju

QAC Coordinator
SKLTCA

Shree Utsav Tiwari

Shree Utsav Tiwari

COO
Rahul Group





Audit Report (Ay 2018 to 2023)

1. Name of the College: Smt. K L Tiwari College of Architecture
2. Affiliating University: University of Mumbai
3. Approving Body: Council of Architecture
4. Recognizing Body:
DTE

Report:

S. No	Criteria	Weightage	Feedback (0 to 4) (0-unsatisfactory, 1-Satisfactory, 2-good, 3-v.good, 4-Excellent)		Remarks
1.	Courses conducted in collaboration with other universities and Institutions	10	4	40	
2.	Cadre Ratio	10	4	40	
3.	Faculty profile	20	4	80	
4.	List of Visiting Fellows/Teachers, Adjunct, Allied Emeritus Professors	2	4	8	
5.	SFR (Min. 1:25)	20	4	80	
6.	Number of academic support staff (technical) and administrative staff.	20	4	80	
7.	No. of Staff Development Programmes organised for non-teaching/support staff	20	0	0	

	during the last five years				
8.	Research grants, projects completed and ongoing during the period of last 5 years	10	0	0	
9.	Research facilities available in the department/Institution and recognition received, if any	20	2	40	
10.	Publications	20	2	40	
11	Details of patents filed & granted and income generated	10	0	0	
12	Consultancy services provided, name of the teacher/s and income generated	1	4	4	
13	Details of teachers invited as resource persons for Refresher courses, Orientation courses, Seminars, Workshops, and Conferences at national and international levels	10	4	40	
14	Details of teachers who participated in Refresher courses, Orientation courses, Seminars, Workshops, and Conferences at national and international levels. (Participant, presented a paper, chaired the session)	20	4	80	
15.	Participation of teachers in various academic activities as members of committees at the University level, State level, National level, and International level bodies.	5	1	5	

16.	Teachers appointed/nominated on Editorial Boards at university, state, national and international levels	5	1	5	
17.	Awards / Prizes and recognitions received by teachers at university, state, national and international level	5	1	5	
18.	Awards and Prizes received by students at university, state, national and international level	15	4	60	
19.	Seminars/ Conferences /Workshops organized at Institute, university, state, national and international level	20	3	60	
20.	Student profile programme-wise at UG and PG	5	4	20	
21.	Year-wise results of students at UG (if any) and PG	20	4	80	
22.	Ph.D. Programme and students awarded degree.	1	0	0	
23.	Diversity of Students	10	4	40	
24	Number of students cleared Civil Services and Defence Services examinations, NET, SET, GATE and other competitive examinations	10	1	10	
25.	Student progression/ placement record	50	4	200	

[Handwritten signature]

[Handwritten signature]

26.	Number of faculty who were awarded M.Phil., Ph.D., D.Sc. / D.Lit	10	2	20	
27.	Infrastructural & other facilities	30	4	120	
28.	Number of post graduate students getting financial assistance from the university/state / central government	5	0	0	
29.	Curricular Aspects	150	4	600	
30.	Teaching-Learning and Evaluation process	150	4	600	
31.	Teacher Performance	20	4	80	
32.	Departmental average API	1	3	3	
33.	Faculty wise h index	1	0	0	
34.	Beyond syllabus scholarly activities	30	4	120	
35.	Distinguished alumni of the department	10	4	40	
36.	Student enrichment programmes (special lectures / workshops / seminar) involving external experts	50	4	200	
37.	Programme objectives are constantly met and learning outcomes are monitored	60	1	60	

[Handwritten signature]

[Handwritten signature]

38.	Special facilities (if any)	2	3	6	
39.	Distinguishing features	30	3	90	
40.	Innovative practices (Best Practices)	30	3	90	
41.	Participation of students and faculty in extension activities	50	4	200	
42.	Strengths, Weaknesses, Opportunities and Challenges (SWOC)	20	3	60	
43.	Future Plans	12	4	48	
	Total			3327	

Remarks:

$$\frac{3327}{1000} = 3.327$$

Declaration by the Auditor:

The above analysis is done on the basis of data provided by the Institute and the benchmarking set by auditor's team.

Ajay Khanna
Ajay Khanna

Auditor Name and Signature

Date: 18/6/2023

Banani Banerjee
(Banani Banerjee)