


FEEDBACK ANALYSIS REPORT

AY 2023 – 2024



Smt. K. L. Tiwari Education Society's
**SMT. K. L. TIWARI
COLLEGE OF
ARCHITECTURE**

Foundation of Excellence

Approved by Council of Architecture, New Delhi & DTE,
Maharashtra State & Affiliated to University of Mumbai
DTE Code No.: AR 3484

**SMT. K. L. TIWARI COLLEGE OF
ARCHITECTURE, MIRA ROAD (EAST)**





Smt. K. L. Tiwari Education Society's
**SMT. K. L. TIWARI
COLLEGE OF
ARCHITECTURE**

Foundation of Excellence

Approved by Council of Architecture, New Delhi & DTE,
Maharashtra State & Affiliated to University of Mumbai
DTE Code No.: AR 3484

Annual Feedback Report

After completion of Academic session 2023 -2024, separate feedback was collected from five stakeholders i.e. Students, Teachers, Alumni and Parents.

Mode of Collection:

The feedback was collected through online mode from students, teachers, alumni and parents on curriculum for different categories.

Number of Response received:

Responses received from different stakeholders are mentioned below:

Sr. no	Stakeholder	No. of Response received
1	Student	108
2	Faculty	14
3	Alumni	27
4	Parents	20

Feedback Analysis:

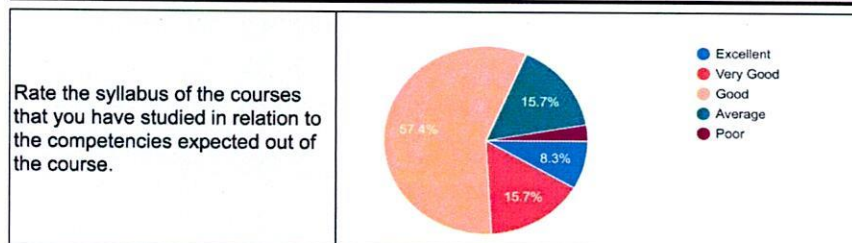
Detailed analysis of feedback responses from five stakeholders are discussed below:

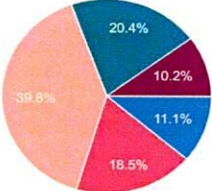
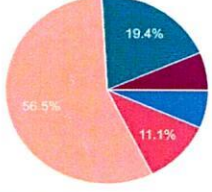
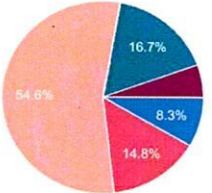
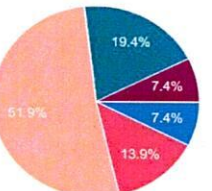
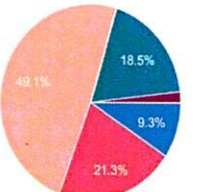
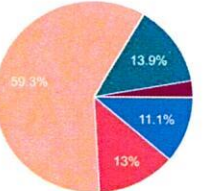
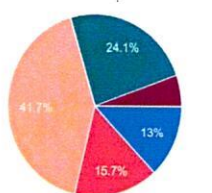


Students' Feedback on Academic Performance

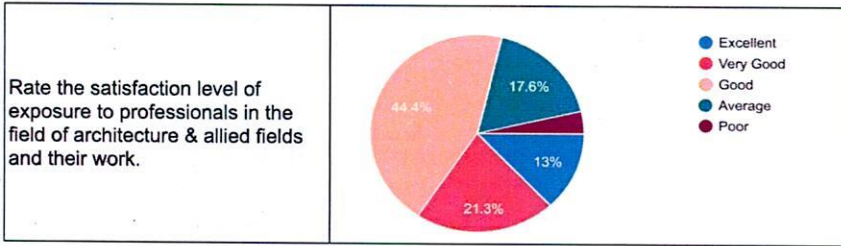
	Excellent	Very Good	Good	Average	Poor	Total	Overall Satisfaction
Rate the syllabus of the courses that you have studied in relation to the competencies expected out of the course.	8.3%	15.7%	57.4%	15.7%	2.8%	108	97.2%
How do you rate the electives offered ?	11.1%	18.5%	39.8%	20.4%	10.2%	108	89.8%
Rate the Integration of course material with current events, recent innovations & interdisciplinary topics	6.5%	11.1%	56.5%	19.4%	6.5%	108	94.5%
Rate the hands-on learning/ workshops conducted with reference to development of professional skills.	8.3%	14.8%	54.6%	16.7%	5.6%	108	94.6%
Rate the evaluation scheme designed for each of the course	7.4%	13.9%	51.9%	19.4%	7.4%	108	92.6%
Rate the ability to understand concepts in the courses offered.	9.3%	21.3%	49.1%	18.5%	1.9%	108	98.1%
Rate the ability to achieve learning outcomes of the courses offered	11.1%	13.0%	59.3%	13.9%	2.8%	108	97.2%
Rate the satisfaction level of teaching with reference to the courses offered.	13.0%	15.7%	41.7%	24.1%	5.6%	108	94.4%
Rate the satisfaction level of exposure to professionals in the field of architecture & allied fields and their work.	13.0%	21.3%	44.4%	17.6%	3.7%	108	96.3%

Students' Feedback on Academic Performance (Details)



<p>How do you rate the electives offered ?</p>	 <ul style="list-style-type: none"> ● Excellent ● Very Good ● Good ● Average ● Poor
<p>Rate the Integration of course material with current events, recent innovations & interdisciplinary topics</p>	 <ul style="list-style-type: none"> ● Excellent ● Very Good ● Good ● Average ● Poor
<p>Rate the hands-on learning/ workshops conducted with reference to development of professional skills.</p>	 <ul style="list-style-type: none"> ● Excellent ● Very Good ● Good ● Average ● Poor
<p>Rate the evaluation scheme designed for each of the course</p>	 <ul style="list-style-type: none"> ● Excellent ● Very Good ● Good ● Average ● Poor
<p>Rate the ability to understand concepts in the courses offered.</p>	 <ul style="list-style-type: none"> ● Excellent ● Very Good ● Good ● Average ● Poor
<p>Rate the ability to achieve learning outcomes of the courses offered</p>	 <ul style="list-style-type: none"> ● Excellent ● Very Good ● Good ● Average ● Poor
<p>Rate the satisfaction level of teaching with reference to the courses offered.</p>	 <ul style="list-style-type: none"> ● Excellent ● Very Good ● Good ● Average ● Poor

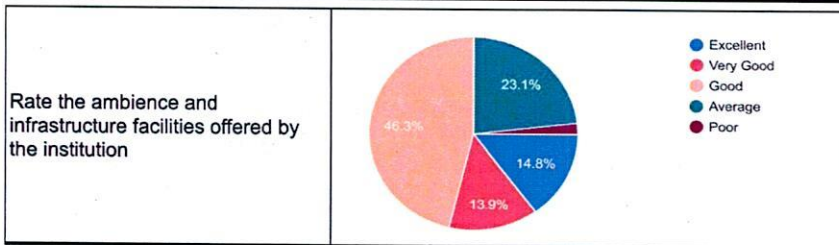

 Smt. K. L. Tiwari College of Architecture
 Mira Road (East),
 Dist. Thane - 401105.



Students' Feedback on Ambience & Infrastructure Analysis

	Excellent	Very Good	Good	Average	Poor	Total	Overall Satisfaction
Rate the ambience and infrastructure facilities offered by the institution	14.8%	13.9%	46.3%	23.1%	1.9%	108	98.1%

Students' Feedback on Ambience & Infrastructure Analysis (Detail)



Students' Feedback Analysis on Academic Performance and Ambience & Infrastructure

1. Rate the syllabus of the courses that you have studied in relation to the competencies expected out of the course.

Overall feedback on the syllabus of the courses is positive with a majority of the students expressing satisfaction. A significant majority of students comprising 81.4% (8.3% Excellent + 15.7% Very Good + 57.4% Good) express a positive view regarding the syllabus of the course. A notable 15.7% of students responded with average. While the majority view is positive, it is crucial to address the 2.8% (poor) of students who express a less favorable opinion.

2. How do you rate the electives offered ?

Most students have expressed satisfaction with the electives. A sizable majority of students—69.4% (11.1% Excellent, 18.5% Very Good, and 39.8% Good) have good opinions of the electives offered by the college. Notably, average responses were given by 20.4% of the students. Even if the majority of students have positive opinions, it is imperative to address the 10.2% of students who have poor opinions. Overall satisfaction level of the students on electives offered is 89.8%.

3. Rate the Integration of course material with current events, recent innovations & interdisciplinary topics

Overall, positive remarks on the Integration of Course material with current events & recent innovations have been made by the majority of students. The integration of course material is viewed favorably by a significant majority of students (6.5% Excellent, 11.1% Very Good, and 39.8% Good). Remarkably, 19.4% of students provided average responses. It is crucial to address the 6.5% of students who hold negative responses, even while the majority of students have good opinions. The percentage of students that are satisfied with the Integration of Course material overall is 94.5%.

4. Rate the hands-on learning/ workshops conducted with reference to development of professional skills.

Most students have had favorable things to say about the experiential learning and workshops. A sizable majority of students regard the hands-on learning/workshops highly (8.3% Excellent, 14.8% Very Good, and 54.6% Good). Surprisingly, 16.7% of the students gave mediocre answers. Even if the majority of students have positive thoughts, it is imperative that the 5.6% of students who have negative responses be addressed. There are 94.6% of students that are happy with the hands - on learning/ workshops that are offered overall.

5. Rate the evaluation scheme designed for each of the course

A combined 73.2% (7.4% Excellent + 13.9% Very Good + 51.9% Good) of students express positive sentiments regarding the scheme designed for each of the course. This indicates a substantial level of satisfaction with the scheme designed for each of the courses. Surprisingly, 19.4% of the students gave mediocre answers. It is crucial to address the 7.4% of students who hold negative responses, even while the majority of students have good opinions. The percentage of students that are satisfied with the Integration of Course material overall is 92.6%.



6. Rate the ability to understand concepts in the courses offered.

As a whole, 73.4% of students (9.3% Excellent + 21.3% Very Good + 49.1% Good) have positive opinions on the understanding of concepts in the courses offered. This suggests that there is a high degree of satisfaction with the plans created for every course. Unexpectedly, 18.5% of the students provided mediocre responses. It is crucial to address the 1.9% of students who hold negative responses, even while the majority of students have good opinions. There are 98.1% of students that are satisfied.

7. Rate the ability to achieve learning outcomes of the courses offered.

The majority of students have expressed positive opinions regarding the workshops and experiential learning. The majority of students, i.e., 83.4% (11.1% Excellent, 13% Very Good, and 59.3% Good) had high appreciation regarding learning outcomes of the courses offered. Remarkably, 13.9% of the students provided average responses. It is crucial to address the 2.8% of students who have negative replies, even when the majority of students have good opinions. 97.2% of students are satisfied with the learning outcomes of the courses offered.

8. Rate the satisfaction level of teaching with reference to the courses offered.

Regarding the satisfaction level of teaching with reference to the courses offered, the majority of students have expressed favorable thoughts. The satisfaction level of teaching, majority of students, i.e., 70.4% (13% Excellent, 15.7% Very Good, and 41.7% Good) expressed positive views. It is noteworthy that 24.1% of the students gave average response. Even in cases when the majority of students have positive responses, it is imperative that the 5.6% who have negative reactions be addressed. The satisfaction level of teaching with reference to the courses offered are generally rated well by 94.5% of students.

9. Rate the satisfaction level of exposure to professionals in the field of architecture & allied fields and their work.

Regarding the satisfaction level of exposure to professionals in the field of architecture & allied fields and their work, the majority of students have expressed favorable thoughts. The satisfaction level of exposure, majority of students (13% Excellent, 21.3% Very Good, and 44.4% Good) expressed positive views. It is noteworthy that 17.6% of the students gave average response. It is crucial to address the 3.7% of students who have negative replies. The satisfaction level of teaching with reference to the courses offered are generally rated well by 96.3% of students.

10. Rate the ambience and infrastructure facilities offered by the institution.

Regarding the ambience and infrastructure facilities, the majority of students have expressed favorable thoughts. The satisfaction level of exposure, majority of students (14.8% Excellent, 13.9% Very Good, and 46.3% Good) expressed positive views. It is noteworthy that 23.1% of the students gave average response. Even in cases when the majority of students have positive responses, it is imperative that the 1.9% who have negative reactions be addressed. The satisfaction level of teaching with reference to the courses offered are generally rated well by 98.1% of students.

Faculties Feedback on Academic Performance

	Excellent	Very Good	Good	Average	Poor	Total	Overall Satisfaction
Relevance of course contents with the current scenario in the field / profession of architecture.	21.4%	57.1%	21.4%			14	100.0%
	Very Flexible	Flexible	Less Flexible	Not Flexible	Very Rigid	Total	Overall Satisfaction
Flexibility in syllabus / course to accommodate innovative Teaching Methodology and Assignments	35.7%	64.3%				14	100.0%
	Very Sufficient	Sufficient	Less Sufficient	Insufficient	Highly Insufficient	Total	Overall Satisfaction
Is the depth of course contents, sufficient for coverage of the course outcomes	28.6%	71.4%				14	100.0%
Are the contact hours suggested in Syllabus sufficient for timely completion of the course		100.0%				14	100.0%
	Strongly Agree	Agree	Neutral	Disagreement	Strongly Disagree	Total	Overall Satisfaction



Does the institute offer value added courses/ soft skill training/ domain specific electives for enhancing constructive learning	50.0%	42.9%	7.1%			14	100.0%
--	-------	-------	------	--	--	----	--------

Faculties Feedback on Academic Performance (Details)

Relevance of course contents with the current scenario in the field / profession of architecture.	
Flexibility in syllabus / course to accommodate innovative Teaching Methodology and Assignments	
Is the depth of course contents, sufficient for coverage of the course outcomes	
Are the contact hours suggested in Syllabus sufficient for timely completion of the course	
Does the institute offer value added courses/ soft skill training/ domain specific electives for enhancing constructive learning	

Faculties Feedback on Ambience and Infrastructure

	Strongly Agree	Agree	Neutral	Disagreement	Strongly Disagree	Total	Overall Satisfaction
Are the initiatives taken, contributing towards achieving the Mission and Vision of the institution	50.0%	42.9%	7.1%			14	100.0%
Are you satisfied with the participation opportunity offered by the institute in the academic & non-academic activities ?	42.9%	57.1%				14	100.0%



	Excellent	Very Good	Good	Average	Poor	Total	Overall Satisfaction
Rate the resources available in the institute with respect to teaching & learning	21.4%	57.1%	21.4%			14	100.0%
Rate your satisfaction with respect to your current engagement with the institution	28.6%	5000.0%	21.4%			14	100.0%

Faculties Feedback on Ambience and Infrastructure (Detail)

Are the initiatives taken, contributing towards achieving the Mission and Vision of the institution	<ul style="list-style-type: none"> Strongly agree Agree Neutral Disagree Strongly disagree
Are you satisfied with the participation opportunity offered by the institute in the academic & non-academic activities ?	<ul style="list-style-type: none"> Strongly agree Agree Neutral Disagree Strongly disagree
Rate the resources available in the institute with respect to teaching & learning	<ul style="list-style-type: none"> Excellent Very Good Good Average Poor
Rate your satisfaction with respect to your current engagement with the institution	<ul style="list-style-type: none"> Excellent Very Good Good Average Poor

Faculty's Feedback Analysis on Academic Performance and Ambience & Infrastructure

The faculty's curriculum holds immense significance in shaping and enhancing the educational experience for the students. It helps to ensure that the curriculum aligns closely with the intended learning objectives of the course. The feedback also helps to maintain the curriculum's alignment with industry and academic standards, thus better preparing students for their future careers or further career pursuits.

Relevance of course contents with the current scenario in the field / profession of architecture.

Most faculties have expressed satisfaction with the course contents with the current scenario in the field/ profession of architecture. Faculties satisfaction with the relevance of course contents with the current scenario in the field of architecture is 100%.

Flexibility in syllabus / course to accommodate innovative Teaching Methodology and Assignments



The graph reflects that their flexibility in syllabus/course, ensuring a comprehensive understanding and accommodating innovative teaching methodology and assignment with 35.7% very flexible and 64.3% flexible. Overall 100% satisfaction level regarding flexibility in syllabus.

Is the depth of course contents, sufficient for coverage of the course outcomes

In context of depth of course contents, sufficient for coverage of the course outcomes. 28.6% responded very sufficient and nearly 3/4th i.e. 71.4% of them responded sufficient. Thus, the overall satisfaction is 100% for depth of course contents, sufficient for coverage of the course outcomes.

Are the contact hours suggested in Syllabus sufficient for timely completion of the course

The completion of syllabus on time is the crucial and very important aspect in teaching - learning process which directly affects students exam performance, results etc.,
The data reveals that overall 100% of the faculties think that the contact hours suggested in syllabus correct.

Does the institute offer value added courses/ soft skill training/ domain specific electives for enhancing constructive learning

A significant portion of respondents, nearly more than half i.e. 50% strongly agree with regard to the institute offer value added courses/ soft skill training/ domain specific electives for enhancing constructive learning and 42.6% agree with respect to the fact that the institute offer value added courses/ soft skill training/ domain specific electives for enhancing constructive learning. 7.1% had neutral responses,
Hence, 100% of satisfaction is found to be the positive feedback for the the institute offer value added courses/ soft skill training/ domain specific electives for enhancing constructive learning.

Are the initiatives taken, contributing towards achieving the Mission and Vision of the institution

A significant portion of respondents, nearly more than half i.e. 50% strongly agree with regard to the the initiatives taken, contributing towards achieving the Mission and Vision of the institution and 42.9 %agree with respect to the fact that the the initiatives taken, contributing towards achieving the Mission and Vision of the institution.

Hence, 100% of satisfaction is found to be the positive feedback for the the initiatives taken, contributing towards achieving the Mission and Vision of the institution.

Are you satisfied with the participation opportunity offered by the institute in the academic & non-academic activities ?

A significant portion of respondents, nearly more than half i.e. 42.9% strongly agree with regard to participation opportunity offered by the institute in the academic & non-academic activities and 57.1%agree with respect to the fact that the participation opportunity offered by the institute in the academic & non-academic activities.

Hence, 100% of satisfaction is found to be the positive feedback for the participation opportunity offered by the institute in the academic & non-academic activities.

Rate the resources available in the institute with respect to teaching & learning

The overall feedback regarding resources available in the institute with respect to teaching and learning is positive, with a majority of faculties expressing satisfaction.

A significant majority of faculties comprising 100% (21.4% Excellent + 57.1% Very good + 21.4% Good) express a positive view regarding the resources available in the institute with respect to teaching and learning.


Rate your satisfaction with respect to your current engagement with the institution

The overall feedback with respect to your current engagement with the institution, with a majority of faculties expressing satisfaction.

A significant majority of faculties comprising 100% (28.6% Excellent + 50% Very good + 21.4% Good) express a positive view regarding the resources available in the institute with respect to teaching and learning.

Alumni's Feedback on Academic Performance

	Excellent	Very Good	Good	Average	Poor	Total	Overall Satisfaction
Rate the Courses under B.Arch Programme with respect to its structure to achieve the learning outcomes.	3.7%	40.7%	48.1%	3.7%	3.7%	27	96.3%
Rate the Institution with respect to Teaching & Learning	11.1%	44.4%	40.7%	3.7%		27	100.0%

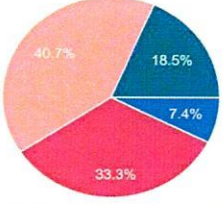
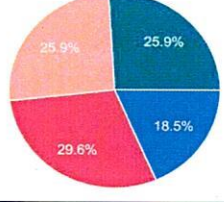
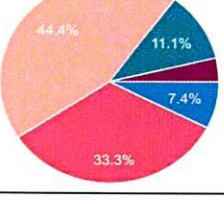
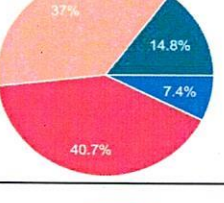
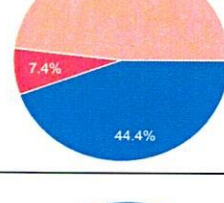
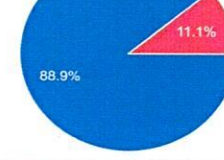


Rate the Institution with respect to growth opportunities for students	11.1%	37.0%	33.3%	18.5%		27	100.0%
Rate the Institution with respect to Industry / Profession - Academia exposure	7.4%	33.3%	40.7%	18.5%		27	100.0%
Rate the Institution with respect to extra-curricular activities, Hands-on learning, workshops	18.5%	29.6%	25.9%	25.9%		27	100.0%
Rate the ability of the programme to orient students towards pursuing further higher education / research	7.4%	33.3%	44.4%	11.1%	3.7%	27	96.3%
Rate the ability of programme content in developing expected skills and abilities in profession	7.4%	40.7%	37.0%	14.8%		27	100.0%
	Yes	No	Maybe			Total	Overall Satisfaction
Would you like to contribute towards the initiatives by the institute with respect to alumni participation?	44.4%	7.40%	48.10%			27	100.0%
Are you satisfied with the efforts taken by the Institution to connect with its Alumni?	88.90%	11.10%				27	100.0%

Alumnis' Feedback on Academic Performance (Details)

Rate the Courses under B.Arch Programme with respect to its structure to achieve the learning outcomes.	
Rate the Institution with respect to Teaching & Learning	
Rate the Institution with respect to growth opportunities for students	



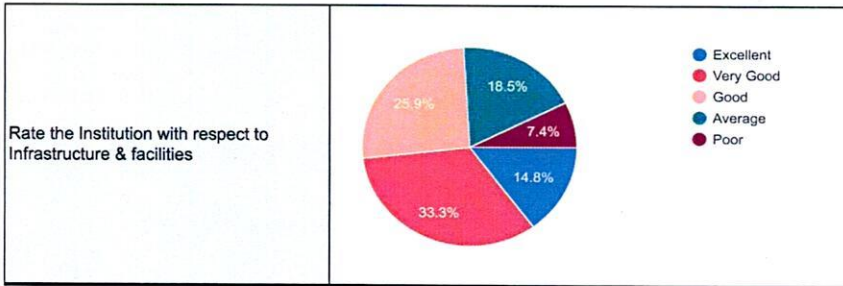
Rate the Institution with respect to Industry / Profession - Academia exposure	 <ul style="list-style-type: none"> ● Excellent ● Very Good ● Good ● Average ● Poor
Rate the Institution with respect to extra-curricular activities, Hands-on learning, workshops	 <ul style="list-style-type: none"> ● Excellent ● Very Good ● Good ● Average ● Poor
Rate the ability of the programme to orient students towards pursuing further higher education / research	 <ul style="list-style-type: none"> ● Excellent ● Very Good ● Good ● Average ● Poor
Rate the ability of programme content in developing expected skills and abilities in profession	 <ul style="list-style-type: none"> ● Excellent ● Very Good ● Good ● Average ● Poor
Would you like to contribute towards the initiatives by the institute with respect to alumni participation?	 <ul style="list-style-type: none"> ● Yes ● No ● May be
Are you satisfied with the efforts taken by the Institution to connect with its Alumni?	 <ul style="list-style-type: none"> ● Yes ● No

Alumnis' Feedback on Infrastructure

	Excellent	Very Good	Good	Average	Poor	Total	Overall Satisfaction
Rate the Institution with respect to Infrastructure & facilities	14.80%	33.30%	25.90%	18.50%	7.4	27	100.0%

Alumnis' Feedback on Infrastructure (details)





Alumni's Feedback Analysis on Academic Performance and Ambience & Infrastructure

Rate the Courses under B.Arch Programme with respect to its structure to achieve the learning outcomes.

In context of Courses under B.Arch Programme with respect to its structure to achieve the learning outcomes, combined 92.5% (3.7% Excellent + 40.7% Very Good + 48.1% Good) of them responded positive. The notable alumnus responded average i.e. 3.7% and another 3.7% had negative responses. Thus, the overall satisfaction is 96.3% regarding the Courses under B.Arch Programme with respect to its structure to achieve the learning outcomes.

Rate the Institution with respect to Teaching & Learning

A significant majority of alumnus comprising 96.2% (11.1% Excellent + 44.4% Very good + 40.7% Good) express a positive view regarding the institution with respect to teaching and learning. A notable 3.7% student responded average.

Rate the Institution with respect to growth opportunities for students

The data reveals that 11.1% believes that the institution with respect to growth opportunities for students is excellent while combined 73.1% (37% Very Good + 33.3% Good) responded that the institution with respect to growth opportunities for students is good.

Rate the Institution with respect to Industry / Profession - Academia exposure

The data reveals that combined 81.4% (7.4% Excellent + 33.3% Very Good + 40.7% Good) responded that the institution with respect to growth opportunities for students is fair. The notable alumnus responded average i.e. 18.5% regarding the institution with respect to industry/ profession - academia exposure.

Rate the Institution with respect to extra-curricular activities, Hands-on learning, workshops

The data reveals that combined 74% (18.5% + 29.6% Very Good + 25.9% Good) responded that the institution with respect to extra-curricular activities, hands-on learning, workshops etc, is fair. The remarkable alumnus responded average i.e. 25.9% regarding the institution with respect to industry/ profession - academia exposure extra-curricular activities, hands-on learning, workshops etc.

Rate the ability of programme content in developing expected skills and abilities in profession

The data reveals that 7.4% believes that the ability of programme content developing expected skills and abilities in profession is excellent while combined 77.7% (40.7% Very Good + 37% Good) responded that the ability of programme content developing expected skills and abilities in profession is fair. The notable alumnus responded average i.e. 14.8% regarding the ability of programme content developing expected skills and abilities in profession.

Would you like to contribute towards the initiatives by the institute with respect to alumni participation?

44.4% of alumnus strongly agreeing to contribute towards the initiatives by the institute with respect to alumni participation. 7.4% showed discontent regarding contributing towards the initiatives by the institute with respect to alumni participation.

Are you satisfied with the efforts taken by the Institution to connect with its Alumni?



Regarding the efforts taken by the institution to connect with its alumni, the majority of students have expressed favorable thoughts. The satisfaction level of exposure, majority of students 88.9% expressed positive views. Even in cases when the majority of alumni have positive responses, it is imperative that the 1.1% who have negative reactions be addressed. The satisfaction level of teaching with reference to the courses offered are generally rated well by 88.9% of alumni.


Rate the Institution with respect to Infrastructure & facilities

Regarding the infrastructure facilities, the majority of alumni have expressed favorable thoughts. The satisfaction level of exposure, majority of alumni (14.8% Excellent, 33.3% Very Good, and 25.9% Good) expressed positive views. It is noteworthy that 18.5% of the students gave average response and 7.4% had negative responses.

Parents' Feedback on Academic Performance

	Yes	No	Maybe			Total	Overall satisfaction
Does the syllabus meet its objectives?	84.2%	5.3%	10.5%			20	94.7%
Does college emphasis on fundamentals:	90.0%		10.0%			20	100%
Does benefits derived from the course:	80.0%	5.0%	15.0%			20	95%
Does this course meet the current industry requirements:	90.0%		10.0%			20	100.0%

	Excellent	Very Good	Good	Average	Poor	Total	Overall Satisfaction
Rate the coverage of modern/advanced topics:	10.0%	20.0%	50.0%	20.0%		20	100.0%
The quality of the education is:	15.0%	15.0%	60.0%	10.0%		20	100.0%
How do you rate the quality and relevance of the courses included into the curriculum?	20.0%	15.0%	50.0%	1.5%		20	100.0%
Your opinion about other activities like tours, seminars, workshop, sports, cultural activities etc, conducted:	20.0%	15.0%	40.0%	15.0%	10.0%	20	90.0%
Your opinion about the college staff and their support to your ward:	30.0%	10.0%	45.0%	10.0%	5.0%	20	95.0%
Your confidence on the employability of your ward based on this programme of study	25.0%	15.0%	45.0%	10.0%	5.0%	20	94.0%

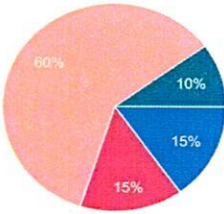

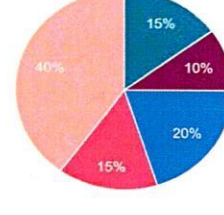
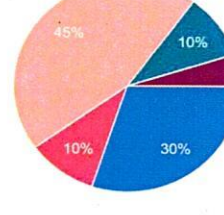
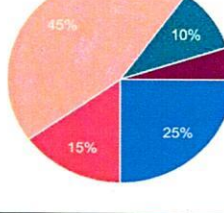
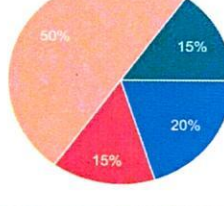



Academic growth of your ward	20.0%	15.0%	50.0%	15.0%		20	100.0%
Teachers engaging students with real life activities, teaching moral values and shaping their careers:	25.0%	15.0%	40.0%	10.0%	10.0%	20	90.0%

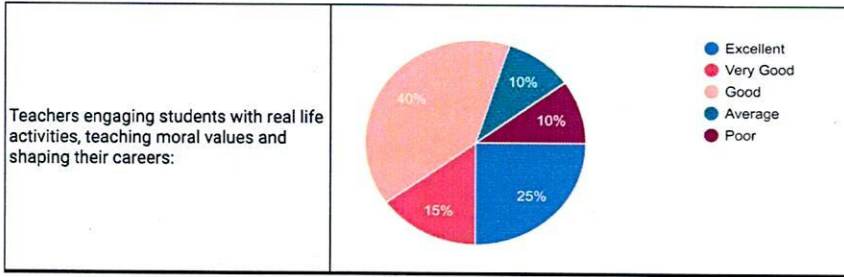
Parents' Feedback on Academic Performance (Details)

Does the syllabus meet its objectives?	<ul style="list-style-type: none"> ● Yes ● No ● Other Remarks:
Does college emphasis on fundamentals:	<ul style="list-style-type: none"> ● Yes ● No ● No Remarks
Does benefits derived from the course:	<ul style="list-style-type: none"> ● Yes ● No ● Other Remark:
Does this course meet the current industry requirements:	<ul style="list-style-type: none"> ● Yes ● No ● Other Remarks:
Rate the coverage of modern/advanced topics:	<ul style="list-style-type: none"> ● Excellent ● Very Good ● Good ● Average ● Poor




<p>The quality of the education is:</p>	 <ul style="list-style-type: none"> ● Excellent ● Very Good ● Good ● Average ● Poor
<p>How do you rate the quality and relevance of the courses included into the curriculum?</p>	 <ul style="list-style-type: none"> ● Excellent ● Very Good ● Good ● Average ● Poor
<p>Your opinion about other activities like tours, seminars, workshop, sports, cultural activities etc, conducted:</p>	 <ul style="list-style-type: none"> ● Excellent ● Very Good ● Good ● Average ● Poor
<p>Your opinion about the college staff and their support to your ward:</p>	 <ul style="list-style-type: none"> ● Excellent ● Very Good ● Good ● Average ● Poor
<p>Your confidence on the employability of your ward based on this programme of study</p>	 <ul style="list-style-type: none"> ● Excellent ● Very Good ● Good ● Average ● Poor
<p>Academic growth of your ward</p>	 <ul style="list-style-type: none"> ● Excellent ● Very Good ● Good ● Average ● Poor

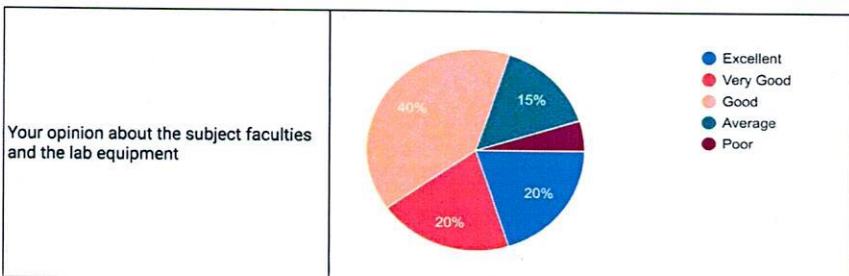




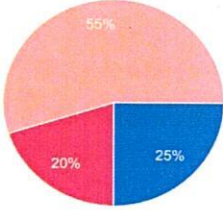
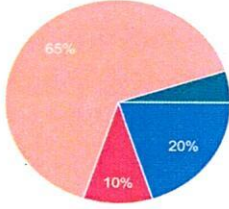
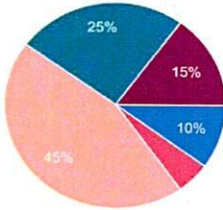
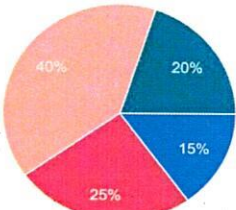
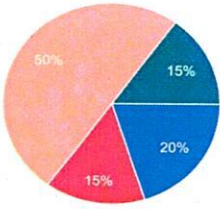
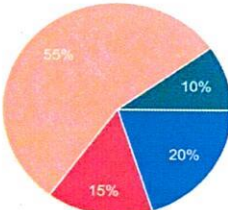
Parents' Feedback on Ambience and Infrastructure

	Excellent	Very Good	Good	Average	Poor	Total	Overall Satisfaction
Your opinion about the subject faculties and the lab equipment	20.0%	20.0%	40.0%	15.0%	5.0%	20	95.0%
Your ward's consciousness about gender sensitivity, environment, energy conservation, cleanliness.	25.0%	20.0%	55.0%			20	100.0%
Library facilities:	20.0%	10.0%	65.0%	5.0%		20	100.0%
Sports facilities:	10.0%	5.0%	45.0%	25.0%	15.0%	20	85.0%
The total atmosphere of the College:	15.0%	25.0%	40.0%	20.0%		20	100.0%
Rate in terms of your ward given enough exposure as far as career orientation is concerned:	20.0%	15.0%	50.0%	15.0%		20	100.0%
Rate the authorities in terms of easily approachable regarding any queries:	20.0%	15.0%	55.0%	10.0%		20	100.0%

Parents' Feedback on Ambience and Infrastructure (Details)




 Smt. K. L. Tiwari College of Architecture
 Mira Road (East),
 Dist. Thane - 401105.

<p>Your ward's consciousness about gender sensitivity, environment, energy conservation, cleanliness.</p>	 <ul style="list-style-type: none"> ● Excellent ● Very Good ● Good ● Average ● Poor
<p>Library facilities:</p>	 <ul style="list-style-type: none"> ● Excellent ● Very Good ● Good ● Average ● Poor
<p>Sports facilities:</p>	 <ul style="list-style-type: none"> ● Excellent ● Very Good ● Good ● Average ● Poor
<p>The total atmosphere of the College:</p>	 <ul style="list-style-type: none"> ● Excellent ● Very Good ● Good ● Average ● Poor
<p>Rate in terms of your ward given enough exposure as far as career orientation is concerned:</p>	 <ul style="list-style-type: none"> ● Excellent ● Very Good ● Good ● Average ● Poor
<p>Rate the authorities in terms of easily approachable regarding any queries:</p>	 <ul style="list-style-type: none"> ● Excellent ● Very Good ● Good ● Average ● Poor

Parent's Feedback Analysis on Academic Performance and Ambience & Infrastructure

Does the syllabus meet its objectives?



The syllabus serves as a roadmap for the course's essential elements and makes sure that the learning objectives are successfully met. The main goal is to give students a thorough comprehension of the course and the knowledge and abilities they need to enroll in an architecture.

As a whole, 84.2% of Parents have positive opinions on the syllabus meeting its objectives. This suggests that there is a high degree of satisfaction with the syllabus meeting its objectives. Unexpectedly, 10.5% of the parents provided mediocre responses. Even in cases when the majority of parents have positive responses, it is imperative that the 5.3% who have negative reactions be addressed. There are 94.7% of parents that are satisfied.

Does college emphasis on fundamentals?

The college's course program is intended to give students a strong foundation by highlighting the fundamental ideas and ideas that are important for both professional and academic growth. These foundational concepts will act as the cornerstones for future in-depth research and field applications.

The majority of parents have expressed positive opinions regarding the emphasis on fundamentals. The majority of parents (90%) had high appreciation regarding learning outcomes of the courses offered. Remarkably, 10% of the parents provided average responses. 100% of students are satisfied with the learning outcomes of the courses offered.

Does benefits derived from the course?

Overall, positive remarks on the benefits derived from courses have been made by the majority of parents. This is viewed favorably by a significant majority of parents i.e. 80%. Remarkably, 15% of parents provided average responses. It is crucial to address the 5% of parents who hold negative responses, even while the majority of parents have good opinions. The percentage of parents that are satisfied with the benefits derived from the Course overall is 95%.

Rate the coverage of modern/advanced topics:

Our curriculum include the most recent achievements in architecture, as we live in a time of rapid technological growth and ongoing innovation. Our goal is to give a complete education that covers fundamental principles and equips the opportunities and challenges of the future by integrating modern and advanced themes.

Overall remark on coverage of modern/ advanced topics is positive. This is viewed favorably by a significant majority of parents i.e. 80% (10% Excellent + 20% Very Good + 50% Good). Remarkably, 20% of parents provided average responses. The percentage of parents that are satisfied with the benefits derived from the Course overall is 100%.

Does this course meet the current industry requirements:

Regarding the course meeting its current industry requirements in the field of architecture & allied fields and their work, the majority of parents have expressed favorable thoughts. The satisfaction level of exposure, majority of parents expressed positive views i.e. 90%. It is noteworthy that 10% of the students gave average response. The satisfaction level of course meet the current industry requirements are generally rated well by 100% of parents.

The quality of the education is:

The goal of a high - quality education is to create people who are not just knowledgeable but also capable of critical thought, problem solving, and community engagement.


Most parents have expressed satisfaction with the quality of the education. A sizable majority of parents—90% (15% Excellent, 15% Very Good, and 60% Good) have good opinions regarding quality of education offered by the college. Notably, 10 responses gave average responses. Even if the majority of students have positive opinions, it is imperative to address the 1.7% of students who have poor opinions. Overall satisfaction level of the students on electives offered is 98%.

How do you rate the quality and relevance of the courses included into the curriculum?

The quality and relevance of a course are pivotal in determining its effectiveness and the value it provides to students. These factors affect not only the learning process in the short term but also the impact and long-term application of the knowledge and abilities gained. To ensure that students are ready to face the challenges of the modern world, it is imperative to provide them with relevant and high-quality coursework.

Most parents have expressed satisfaction with the quality and relevance of the courses included into the curriculum. A sizable majority of parents—85% (20% Excellent, 15% Very Good, and 50% Good) have good opinions regarding quality of education offered by the college. Notably, average responses were given by 15% of the parents. Overall satisfaction level of the parents on quality and relevance of the courses included into the curriculum is 100%.

Your opinion about other activities like tours, seminars, workshop, sports, cultural activities etc, conducted:



Regarding opinion about other activities like tours, seminars, workshop, sports, cultural activities etc conducted, the majority of parents have expressed favorable thoughts. The satisfaction level of about , majority of parents (20% Excellent, 15% Very Good, and 40% Good) expressed positive views. It is noteworthy that 15% of the parents gave average response. Even in cases when the majority of parents have positive responses, it is imperative that the 10% who have negative reactions be addressed. The satisfaction level about activities like tours, seminars etc conducted are generally rated well by 90% of parents.

Your opinion about the college staff and their support to your ward:

With respect to the college staff and their assistance to their ward, most parents have provided positive feedback. The majority of parents—30% Excellent, 10% Very Good, and 45% Good—expressed favorable opinions. Notably, 10% of the pupils provided a mediocre response. It is crucial to address the 5% of parents who have negative reactions, even in situations when the majority of parents have good replies. 95% of parents assess their overall satisfaction with college staff and their help as being very good.

Your confidence on the employability of your ward based on this programme of study

Regarding confidence on the employability of their ward based on this programme of study, the majority of parents have expressed favorable thoughts. Majority of parents expressed positive views i.e. 85% (25% Excellent, 15% Very Good, and 45% Good). It is noteworthy that 10% of the students gave average response. Even in cases when the majority of parents have positive responses, it is imperative that the 5% who have negative reactions be addressed. The overall satisfaction level regarding college staff and their support are generally rated well by 95% of parents.

Academic growth of your ward

With respect to the college staff and their assistance to their ward, most parents have provided positive feedback. The majority of parents—20% Excellent, 15% Very Good, and 50% Good—expressed favorable opinions. Notably, 15% of the pupils provided a mediocre response. 100% of parents assess their overall satisfaction with college staff and their help as being very good.

Teachers engaging students with real life activities, teaching moral values and shaping their careers:

In addition to conveying academic knowledge, teachers also play a critical role in influencing the lives of the students by guiding their career paths, involving them in real-life activities, and teaching moral values. These components are essential to the development of well-rounded people who can successfully negotiate the challenges of the contemporary world.

Regarding teachers engaging students with real life activities, teaching moral values and shaping their careers, the majority of parents have expressed favorable thoughts. Majority of parents expressed positive views i.e. 80% (25% Excellent, 15% Very Good, and 40% Good). It is noteworthy that 10% of the parents gave average response. Even in cases when the majority of parents have positive responses, it is imperative that the 10% who have negative reactions be addressed. The overall satisfaction level regarding college staff and their support are generally rated well by 90% of parents.

Your opinion about the subject faculties and the lab equipment

A considerable majority of parents, totalling 80% (20% Excellent + 20% Very Good + 40% Good) are have positive opinion about the subject faculties and the lab equipments. A small percentage i.e. 15% of parents responded average. Despite the prevailing satisfaction among the majority, it is crucial to address the concerns of the 5% of parents expressing discontent.

Your ward's consciousness about gender sensitivity, environment, energy conservation, cleanliness.

96.6% of parents including 25% strongly agreeing and 75% agreeing are satisfied with the ward's consciousness about the gender sensitivity, environment, energy conservation and cleanliness of the college premises. Overall there is a 100% satisfaction regarding this matter.

Library facilities:

A combined 95% of parents, including 20% strongly agreeing including 75% agreeing , express favorable opinions about the library collections. Furthermore, 5% of parents responses are average.

Sports facilities:



A considerable majority of parents, totalling 60% (10% Excellent + 5% Very Good + 45% Good) are satisfied with the sports facilities provided by the college. A small percentage i.e. 25% of parents responded average. Despite the prevailing satisfaction among the majority, it is crucial to address the concerns of the 15% of parents expressing discontent with the availability of sports facilities. Overall there is a 85% satisfaction regarding the sports facilities provided.

The total atmosphere of the College:

83% of parents including 15% strongly agreeing and 65% agreeing are satisfied with the total atmosphere of the college premises. A small percentage i.e. 20% of parents are uncertain. The overall level of satisfaction regarding atmosphere of the college premises is positively viewed i.e. 100%.

Rate in terms of your ward given enough exposure as far as career orientation is concerned:

Regarding ward given enough exposure as far as career orientation, the majority of parents have expressed favorable thoughts. Majority of parents expressed positive views i.e. 85% (20% Excellent, 15% Very Good, and 50% Good). It is noteworthy that 15% of the parents gave average response. The overall satisfaction level regarding ward given enough exposure as far as career orientation are generally rated well by 100% of parents.

Rate the authorities in terms of easily approachable regarding any queries:

A combined 83% of parents, including 20% strongly agreeing including 70% agreeing, express favorable opinions about the authorities in terms of easily approachable regarding any queries. Furthermore, 10% of parents responses are average. While the majority maintains a positive outlook.

Rupakanta

