


FEEDBACK ANALYSIS REPORT

AY 2021 – 2022



Smt. K. L. Tiwari Education Society's
**SMT. K. L. TIWARI
COLLEGE OF
ARCHITECTURE**

Foundation of Excellence

Approved by Council of Architecture, New Delhi & DTE,
Maharashtra State & Affiliated to University of Mumbai
DTE Code No.: AR 3484

**SMT. K. L. TIWARI COLLEGE OF
ARCHITECTURE, MIRA ROAD (EAST)**





Smt. K. L. Tiwari Education Society's
SMT. K. L. TIWARI
COLLEGE OF
ARCHITECTURE

Foundation of Excellence

Approved by Council of Architecture, New Delhi & DTE,
Maharashtra State & Affiliated to University of Mumbai
DTE Code No.: AR 3484

Feedback Analysis Report

After completion of Academic session 2021 -2022, separate feedback was collected from five stakeholders i.e. Students, Teachers, Alumni, Employers and Parents.

Mode of Collection:

The feedback was collected through online mode from students, teachers, alumni, employers and parents on curriculum for different categories.

Number of Response received:

Responses received from different stakeholders are mentioned below:

Sr. no	Stakeholder	No. of Response received
1	Student	149
2	Faculty	17
3	Alumni	89
4	Employers	7
5	Parents	43



Feedback Analysis:

Detailed analysis of feedback responses from five stakeholders are discussed below:

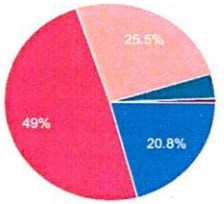
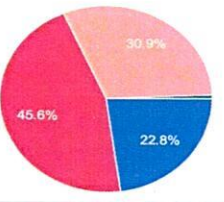
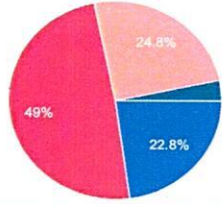
Students' Feedback on Academic Performance

	Excellent	Very Good	Good	Average	Poor	Total	Overall Satisfaction
Rate the syllabus of the courses that you have studied in relation to the competencies expected out of the course.	24.8%	55.0%	18.8%	1.3%		149	100.0%
How do you rate the electives offered ?	22.8%	48.3%	25.5%	1.3%	2.0%	149	98.0%
Rate the Integration of course material with current events, recent innovations & interdisciplinary topics	25.5%	47.7%	22.8%	4.0%		149	100.0%
Rate the hands-on learning/ workshops conducted with reference to development of professional skills.	20.8%	49.0%	25.5%	4.0%	0.7%	149	99.3%
Rate the ability to understand concepts in the courses offered.	22.8%	45.6%	30.9%	0.7%		149	100.0%
Rate the satisfaction level of exposure to professionals in the field of architecture & allied fields and their work.	22.8%	49.0%	24.8%	3.4%		149	100.0%

Students' Feedback on Academic Performance (Details)

Rate the syllabus of the courses that you have studied in relation to the competencies expected out of the course.	
How do you rate the electives offered ?	
Rate the Integration of course material with current events, recent innovations & interdisciplinary topics	

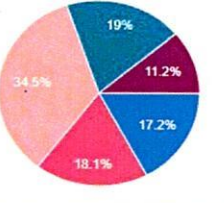


Rate the hands-on learning/ workshops conducted with reference to development of professional skills.	 <ul style="list-style-type: none"> ● Excellent ● Very Good ● Good ● Average ● Poor
Rate the ability to understand concepts in the courses offered.	 <ul style="list-style-type: none"> ● Excellent ● Very Good ● Good ● Average ● Poor
Rate the satisfaction level of exposure to professionals in the field of architecture & allied fields and their work.	 <ul style="list-style-type: none"> ● Excellent ● Very Good ● Good ● Average ● Poor

Students' Feedback on Ambience & Infrastructure Analysis

	Excellent	Very Good	Good	Average	Poor	Total	Overall Satisfaction
Rate the ambience and infrastructure facilities offered by the institution	22.8%	49.0%	24.8%	3.4%		149	100.00%

Students' Feedback on Ambience & Infrastructure Analysis (Detail)

Rate the ambience and infrastructure facilities offered by the institution	 <ul style="list-style-type: none"> ● Excellent ● Very Good ● Good ● Average ● Poor
--	---

Students' Feedback Analysis on Academic Performance and Ambience & Infrastructure

1. Rate the syllabus of the courses that you have studied in relation to the competencies expected out of the course.

Overall feedback on the syllabus of the courses is positive with a majority of the students expressing satisfaction. A significant majority of students comprising 98.6% (24.8% Excellent + 55% Very Good + 18.8% Good) express a positive view regarding the syllabus of the course. A notable 1.3% of students responded with average.

2. How do you rate the electives offered ?

Most students have expressed satisfaction with the electives. A sizable majority of students—96.6% (22.8% Excellent, 48.3% Very Good, and 25.5% Good) have good opinions of the electives offered by the college. Notably, average responses were given by 1.4% of the students. Even if the majority of students have positive opinions, it is imperative to address the 2% of students who have poor opinions. Overall satisfaction level of the students on electives offered is 98%.

3. Rate the Integration of course material with current events, recent innovations & interdisciplinary topics



Overall, positive remarks on the Integration of Course material with current events & recent innovations have been made by the majority of students. The integration of course material is viewed favorably by a significant majority of students (25.5% Excellent, 47.7% Very Good, and 22.8% Good). Remarkably, 4% of students provided average responses. The percentage of students that are satisfied with the Integration of Course material overall is 100%.

4. Rate the hands-on learning/ workshops conducted with reference to development of professional skills.

Most students have had favorable things to say about the experiential learning and workshops. A sizable majority of 95.3% students regard the hands-on learning/workshops highly (20.8% Excellent, 49% Very Good, and 25.5% Good). Surprisingly, 4% of the students gave mediocre answers. Even if the majority of students have positive thoughts, it is imperative that the 0.7% of students who have negative responses be addressed. There are 99.3% of students that are happy with the hands - on learning/ workshops that are offered overall.

6. Rate the ability to understand concepts in the courses offered.

As a whole, 99.3% of students (22.8% Excellent + 45.6% Very Good + 30.9% Good) have positive opinions on the understanding of concepts in the courses offered. This suggests that there is a high degree of satisfaction with the plans created for every course. Unexpectedly, 0.7% of the students provided mediocre responses. There are 100% of students that are satisfied.

9. Rate the satisfaction level of exposure to professionals in the field of architecture & allied fields and their work.

Regarding the satisfaction level of exposure to professionals in the field of architecture & allied fields and their work, the majority of students have expressed favorable thoughts. The satisfaction level of exposure, majority of students (22.8% Excellent, 49% Very Good, and 24.8% Good) expressed positive views. It is noteworthy that 3.4% of the students gave average response. The satisfaction level of teaching with reference to the courses offered are generally rated well by 100% of students.


10. Rate the ambience and infrastructure facilities offered by the institution.

Regarding the ambience and infrastructure facilities, the majority of students have expressed favorable thoughts. The satisfaction level of exposure, majority of students (22.8% Excellent, 49% Very Good, and 24.8% Good) expressed positive views. It is noteworthy that 3.4% of the students gave average response. The satisfaction level of teaching with reference to the courses offered are generally rated well by 100% of students.

Faculties Feedback on Academic Performance

	Excellent	Very Good	Good	Average	Poor	Total	Overall Satisfaction
Relevance of course contents with the current scenario in the field / profession of architecture.	35.3%	58.8%	5.9%			17	100.0%
	Very Flexible	Flexible	Less Flexible	Not Flexible	Very Rigid	Total	Overall Satisfaction
Flexibility in syllabus / course to accommodate innovative Teaching Methodology and Assignments	41.2%	58.8%				17	100.0%
	Very Sufficient	Sufficient	Less Sufficient	Insufficient	Highly Insufficient	Total	Overall Satisfaction
Is the depth of course contents, sufficient for coverage of the course outcomes	23.5%	76.5%				17	100.0%
	Strongly Agree	Agree	Neutral	Disagreement	Strongly Disagree	Total	Overall Satisfaction
Does the institute offer value added courses/ soft skill training/ domain specific electives for enhancing constructive learning	35.3%	64.7%				17	100.0%

Faculties Feedback on Academic Performance (Details)



Relevance of course contents with the current scenario in the field / profession of architecture.	<ul style="list-style-type: none"> Professor Associate Professor Assistant Professor Assistant Professor - Allied Visiting Faculty Guest Faculty
Flexibility in syllabus / course to accommodate innovative Teaching Methodology and Assignments	<ul style="list-style-type: none"> Very Flexible Flexible Less Flexible Not Flexible Very Rigid
Is the depth of course contents, sufficient for coverage of the course outcomes	<ul style="list-style-type: none"> Very Sufficient Sufficient Less Sufficient Insufficient Highly insufficient
Does the institute offer value added courses/ soft skill training/ domain specific electives for enhancing constructive learning	<ul style="list-style-type: none"> Strongly agree Agree Neutral Disagree Strongly disagree

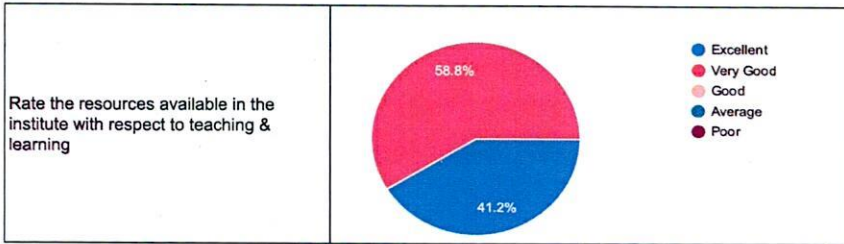
Faculties Feedback on Ambience and Infrastructure

	Strongly Agree	Agree	Neutral	Disagreement	Strongly Disagree	Total	Overall Satisfaction
Are you satisfied with the participation opportunity offered by the institute in the academic & non-academic activities ?	41.20%	58.80%				17	100%
	Excellent	Very Good	Good	Average	Poor	Total	Overall Satisfaction
Rate the resources available in the institute with respect to teaching & learning	41%	58.80%				17	100%

Faculties Feedback on Ambience and Infrastructure (Detail)

Are you satisfied with the participation opportunity offered by the institute in the academic & non-academic activities ?	<ul style="list-style-type: none"> Strongly agree Agree Neutral Disagree Strongly disagree
---	---



Faculty's Feedback Analysis on Academic Performance and Ambience & Infrastructure

The faculty's curriculum holds immense significance in shaping and enhancing the educational experience for the students. It helps to ensure that the curriculum aligns closely with the intended learning objectives of the course. The feedback also helps to maintain the curriculum's alignment with industry and academic standards, thus better preparing students for their future careers or further career pursuits.

Relevance of course contents with the current scenario in the field / profession of architecture.

Most faculties have expressed satisfaction with the course contents with the current scenario in the field/ profession of architecture. Faculties satisfaction with the relevance of course contents with the current scenario in the field of architecture is 100%.

Flexibility in syllabus / course to accommodate innovative Teaching Methodology and Assignments

The graph reflects that their flexibility in syllabus/course, ensuring a comprehensive understanding and accommodating innovative teaching methodology and assignment with 41.2% very flexible and 58.8% flexible. Overall 100% satisfaction level regarding flexibility in syllabus.

Is the depth of course contents, sufficient for coverage of the course outcomes

In context of depth of course contents, sufficient for coverage of the course outcomes. 23.5% responded very sufficient and nearly 3/4th i.e. 76.5% of them responded sufficient. Thus, the overall satisfaction is 100% for depth of course contents, sufficient for coverage of the course outcomes.

Does the institute offer value added courses/ soft skill training/ domain specific electives for enhancing constructive learning

35.3% strongly agree with regard to the institute offer value added courses/ soft skill training/ domain specific electives for enhancing constructive learning and 64.7% agree with respect to the fact that the institute offer value added courses/ soft skill training/ domain specific electives for enhancing constructive learning.

Hence, 100% of satisfaction is found to be the positive feedback for the the institute offer value added courses/ soft skill training/ domain specific electives for enhancing constructive learning.

Are you satisfied with the participation opportunity offered by the institute in the academic & non-academic activities ?

A significant portion of respondents, nearly more than half i.e. 41.2% strongly agree with regard to participation opportunity offered by the institute in the academic & non-academic activities and 58.8% agree with respect to the fact that the participation opportunity offered by the institute in the academic & non-academic activities.

Hence, 100% of satisfaction is found to be the positive feedback for the participation opportunity offered by the institute in the academic & non-academic activities.

Rate the resources available in the institute with respect to teaching & learning

The overall feedback regarding resources available in the institute with respect to teaching and learning is positive, with a majority of faculties expressing satisfaction.

A significant portion of faculties comprising 41.2% express a positive view regarding the resources available in the institute with respect to teaching and learning. A notable 58.8% faculties agree positively.

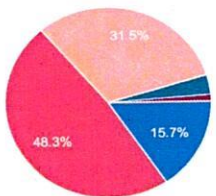
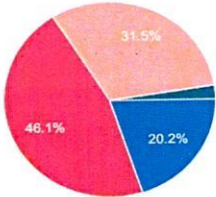
Alumni's Feedback on Academic Performance

	Excellent	Very Good	Good	Average	Poor	Total	Overall Satisfaction
Rate the Courses under B.Arch Programme with respect to its structure to achieve the learning outcomes.	15.7%	48.2%	31.5%	3.4%	1.1%	89	98.9%

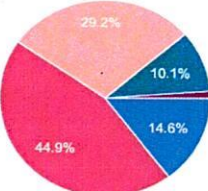
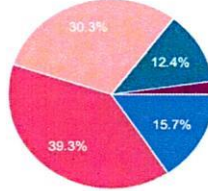
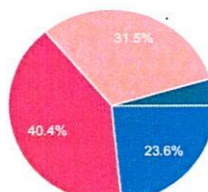
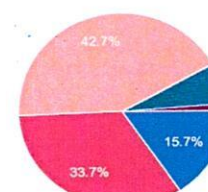
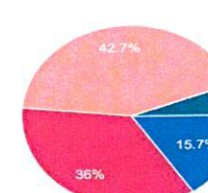
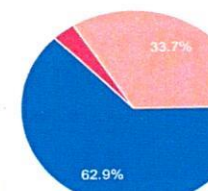
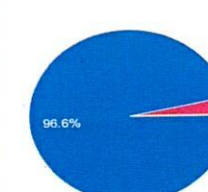


Rate the Institution with respect to Teaching & Learning	20.2%	46.1%	31.5%	2.2%		89	100.0%
Rate the Institution with respect to growth opportunities for students	14.6%	44.9%	29.2%	10.1%	1.1%	89	98.9%
Rate the Institution with respect to Industry / Profession - Academia exposure	15.7%	39.3%	30.3%	12.4%	2.2%	89	97.8%
Rate the Institution with respect to extra-curricular activities, Hands-on learning, workshops	23.6%	40.4%	31.5%	4.5%		89	100.0%
Rate the ability of the programme to orient students towards pursuing further higher education / research	15.7%	33.7%	42.7%	6.7%	1.1%	89	98.9%
Rate the ability of programme content in developing expected skills and abilities in profession	15.7%	36.0%	42.7%	5.6%		89	100.0%
	Yes	No	Maybe			Total	Overall Satisfaction
Would you like to contribute towards the initiatives by the institute with respect to alumni participation?	62.9%	3.4%	33.7%			89	100%
Are you satisfied with the efforts taken by the Institution to connect with its Alumni?	96.6%	3.4%				89	100%

Alumnis' Feedback on Academic Performance (Details)

Rate the Courses under B.Arch Programme with respect to its structure to achieve the learning outcomes.	 <ul style="list-style-type: none"> ● Excellent ● Very Good ● Good ● Average ● Poor
Rate the Institution with respect to Teaching & Learning	 <ul style="list-style-type: none"> ● Excellent ● Very Good ● Good ● Average ● Poor



Rate the Institution with respect to growth opportunities for students	 <ul style="list-style-type: none"> ● Excellent ● Very Good ● Good ● Average ● Poor
Rate the Institution with respect to Industry / Profession - Academia exposure	 <ul style="list-style-type: none"> ● Excellent ● Very Good ● Good ● Average ● Poor
Rate the Institution with respect to extra-curricular activities, Hands-on learning, workshops	 <ul style="list-style-type: none"> ● Excellent ● Very Good ● Good ● Average ● Poor
Rate the ability of the programme to orient students towards pursuing further higher education / research	 <ul style="list-style-type: none"> ● Excellent ● Very Good ● Good ● Average ● Poor
Rate the ability of programme content in developing expected skills and abilities in profession	 <ul style="list-style-type: none"> ● Excellent ● Very Good ● Good ● Average ● Poor
Would you like to contribute towards the initiatives by the institute with respect to alumni participation?	 <ul style="list-style-type: none"> ● Yes ● No ● May be
Are you satisfied with the efforts taken by the Institution to connect with its Alumni?	 <ul style="list-style-type: none"> ● Yes ● No

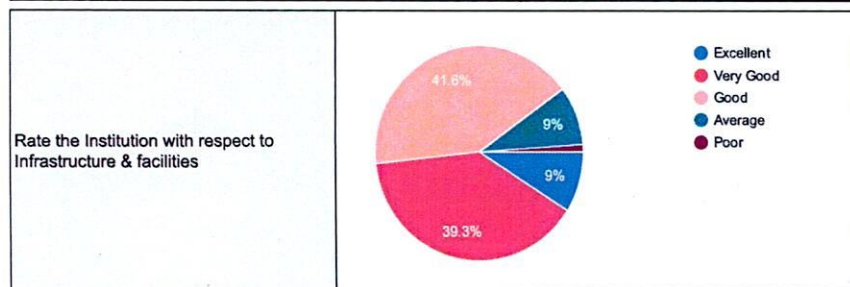
Alumnis' Feedback on Infrastructure

	Excellent	Very Good	Good	Average	Poor	Total	Overall Satisfaction
--	-----------	-----------	------	---------	------	-------	----------------------




Rate the Institution with respect to Infrastructure & facilities	9.00%	39.30%	41.60%	9.00%	1.1	89	98.9%
--	-------	--------	--------	-------	-----	----	-------

Alumnis' Feedback on Infrastructure (details)



Alumni's Feedback Analysis on Academic Performance and Ambience & Infrastructure

Rate the Courses under B.Arch Programme with respect to its structure to achieve the learning outcomes.

In context of Courses under B.Arch Programme with respect to its structure to achieve the learning outcomes, combined 95.5% (15.7% Excellent + 48.3% Very Good + 31.5% Good) of them responded positive. 1.1% of the alumni had negative responses. Thus, the overall satisfaction is 98.9% regarding the courses under B.Arch Programme with respect to its structure to achieve the learning outcomes.

Rate the Institution with respect to Teaching & Learning

A significant majority of alumnus comprising 97.8% (20.2% Excellent + 46.1% Very good + 31.5% Good) express a positive view regarding the institution with respect to teaching and learning. A notable 2.2% student responded average. Overall satisfaction within the alumni regarding this topic is 100%.

Rate the Institution with respect to growth opportunities for students

The data reveals that 14.6% believes that the institution with respect to growth opportunities for students is excellent while combined 74.1% (44.6% Very Good + 29.2% Good) responded that the institution with respect to growth opportunities for students is good. 10.1% had mediocre responses and 1.1% had negative responses.

Rate the Institution with respect to Industry / Profession - Academia exposure

The data reveals that combined 85.3% (15.7% Excellent + 39.3% Very Good + 30.3% Good) responded that the institution with respect to growth opportunities for students is fair. The notable alumnus responded average i.e. 12.4% regarding the institution with respect to industry/ profession - academia exposure. Along with the positive responses, 2.2% of them were negative.

Rate the Institution with respect to extra-curricular activities, Hands-on learning, workshops

The data reveals that combined 71.9% (40.4% Very Good + 31.5% Good) responded that the institution with respect to extra-curricular activities, hands-on learning, workshops etc, is fair. The notable alumnus responded average i.e. 4.5% regarding the institution with respect to industry/ profession - academia exposure extra-curricular activities, hands-on learning, workshops etc.

Rate the ability of the programme to orient students towards pursuing further higher education / research

Most students have had favorable things to say about the experiential learning and workshops. A sizable majority of 92.1% students regard the hands-on learning/workshops highly (15.7% Excellent, 33.7% Very Good, and 42.7% Good). Surprisingly, 6.7% of the students gave mediocre answers. Even if the majority of students have positive thoughts, it is imperative that the 1.1% of students who have negative responses be addressed. There are 98.8% of students that are happy with the hands - on learning/ workshops that are offered overall.

Rate the ability of programme content in developing expected skills and abilities in profession



The data reveals that 15.7% believes that the ability of programme content developing expected skills and abilities in profession is excellent while combined 78.7% (36% Very Good + 42.7% Good) responded that the ability of programme content developing expected skills and abilities in profession is fair. The notable alumnus responded average i.e. 5.6% regarding the ability of programme content developing expected skills and abilities in profession.

Would you like to contribute towards the initiatives by the institute with respect to alumni participation?

96.9% of alumnus strongly agreeing to contribute towards the initiatives by the institute with respect to alumni participation. Thus majority showed satisfaction regarding contributing towards the initiatives by the institute with respect to alumni participation.

Rate the Institution with respect to Infrastructure & facilities

Regarding the infrastructure facilities, the majority of alumni have expressed favorable thoughts. The satisfaction level of exposure, majority of alumni (9% Excellent, 39.3% Very Good, and 41.6% Good) expressed positive views. It is noteworthy that 9% of the students gave average response. Even if the majority of students have positive thoughts, it is imperative that the 1.1% of students who had negative responses. The satisfaction level of teaching with reference to the courses offered are generally rated well by 98.9% of students.

Parents' Feedback on Academic Performance

	Yes	No	Maybe			Total	Overall satisfaction
Does the syllabus meet its objectives?	92.9%	2.4%	4.8%			43	97.6%
Does college emphasis on fundamentals:	86.0%	2.3%	11.6%			43	97.7%
Does benefits derived from the course:	100.0%					43	100.0%
Does this course meet the current industry requirements:	93.0%	4.7%	2.3%			43	95.3%


	Excellent	Very Good	Good	Average	Poor	Total	Overall Satisfaction
Rate the coverage of modern/advanced topics:	11.6%	65.1%	18.6%	4.7%		43	100.0%
The quality of the education is:	11.6%	58.1%	27.9%	2.3%		43	100.0%
How do you rate the quality and relevance of the courses included into the curriculum?	9.3%	37.5%	41.9%	9.3%		43	100.0%
Your opinion about other activities like tours, seminars, workshop, sports, cultural activities etc, conducted:	20.9%	34.9%	39.5%	4.7%		43	100.0%



Your confidence on the employability of your ward based on this programme of study	9.3%	37.5%	44.2%	7.0%		43	100.0%
Academic growth of your ward	16.3%	41.9%	37.4%	4.7%		43	100.0%
Teachers engaging students with real life activities, teaching moral values and shaping their careers:	14.0%	39.5%	39.5%	4.7%	2.3%	43	97.7%

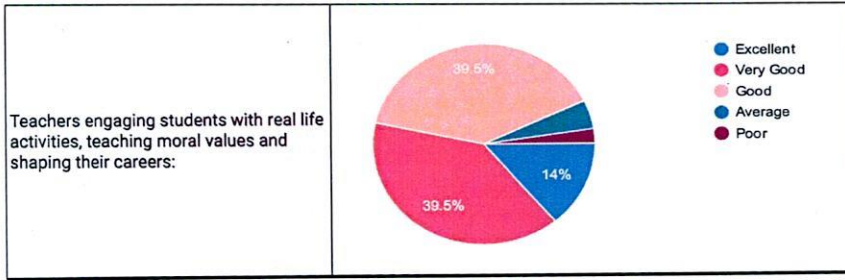
Parents' Feedback on Academic Performance (Details)

Does the syllabus meet its objectives?	<p>92.9%</p> <ul style="list-style-type: none"> Yes No Other Remarks:
Does college emphasis on fundamentals:	<p>86%</p> <ul style="list-style-type: none"> Yes No No Remarks
Does benefits derived from the course:	<p>100%</p> <ul style="list-style-type: none"> Yes No Other Remark:
Does this course meet the current industry requirements:	<p>93%</p> <ul style="list-style-type: none"> Yes No Other Remarks:
Rate the coverage of modern/advanced topics:	<p>65.1%</p> <ul style="list-style-type: none"> Excellent Very Good Good Average Poor



<p>The quality of the education is:</p>	<ul style="list-style-type: none"> ● Excellent ● Very Good ● Good ● Average ● Poor
<p>How do you rate the quality and relevance of the courses included into the curriculum?</p>	<ul style="list-style-type: none"> ● Excellent ● Very Good ● Good ● Average ● Poor
<p>Your opinion about other activities like tours, seminars, workshop, sports, cultural activities etc, conducted:</p>	<ul style="list-style-type: none"> ● Excellent ● Very Good ● Good ● Average ● Poor
<p>Your opinion about the college staff and their support to your ward:</p>	<ul style="list-style-type: none"> ● Excellent ● Very Good ● Good ● Average ● Poor
<p>Your confidence on the employability of your ward based on this programme of study</p>	<ul style="list-style-type: none"> ● Excellent ● Very Good ● Good ● Average ● Poor
<p>Academic growth of your ward</p>	<ul style="list-style-type: none"> ● Excellent ● Very Good ● Good ● Average ● Poor

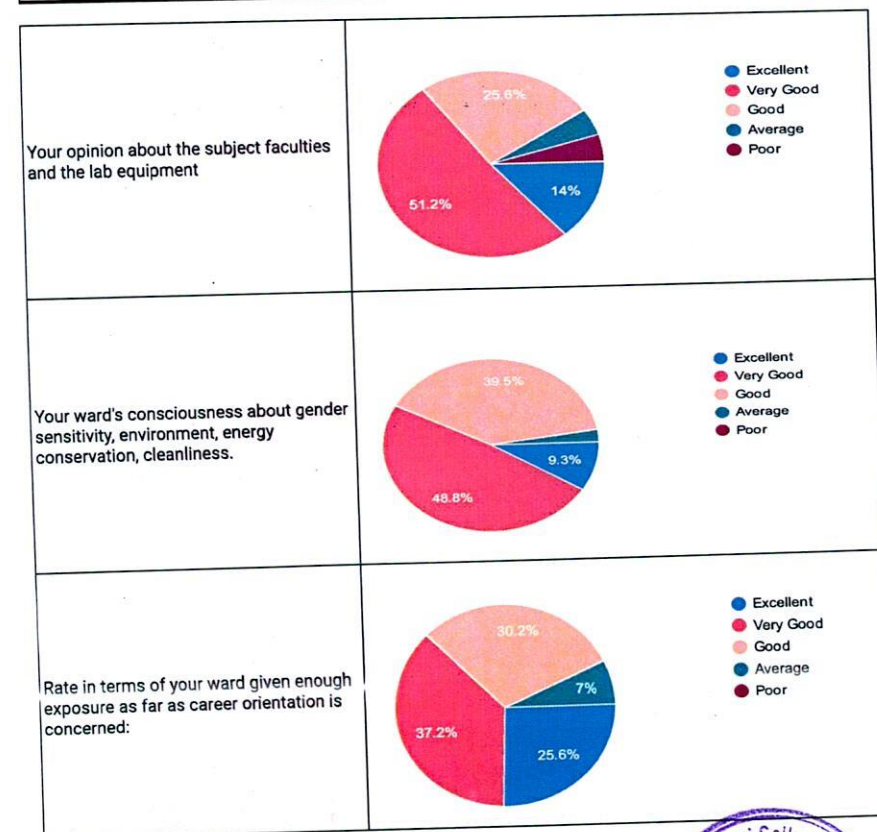


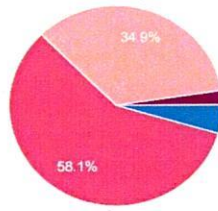
Parents' Feedback on Ambience and Infrastructure

	Excellent	Very Good	Good	Average	Poor	Total	Overall Satisfaction
Your opinion about the subject faculties and the lab equipment	14.0%	51.2%	25.6%	4.7%	4.7%	43	95.30%
Your ward's consciousness about gender sensitivity, environment, energy conservation, cleanliness.	9.3%	48.8%	39.5%	2.3%		43	100.0%
Rate in terms of your ward given enough exposure as far as career orientation is concerned:	25.6%	37.2%	30.2%	7.0%		43	100.0%
Rate the authorities in terms of easily approachable regarding any queries:	4.7%	58.1%	34.9%		2.3%	43	97.7%

Parents' Feedback on Ambience and Infrastructure (Details)



Rate the authorities in terms of easily approachable regarding any queries:



● Excellent
● Very Good
● Good
● Average
● Poor

Parent's Feedback Analysis on Academic Performance and Ambience & Infrastructure

Does the syllabus meet its objectives?

The syllabus serves as a roadmap for the course's essential elements and makes sure that the learning objectives are successfully met. The main goal is to give students a thorough comprehension of the course and the knowledge and abilities they need to enroll in an architecture.

As a whole, 92.9% of Parents have positive opinions on the syllabus meeting its objectives. This suggests that there is a high degree of satisfaction with the syllabus meeting its objectives. Unexpectedly, 4.8% of the parents provided mediocre responses. Even in cases when the majority of parents have positive responses, it is imperative that the 2.4% who have negative reactions be addressed. There are 97.6% of parents that are satisfied.

Does college emphasis on fundamentals?

The college's course program is intended to give students a strong foundation by highlighting the fundamental ideas and ideas that are important for both professional and academic growth. These foundational concepts will act as the cornerstones for future in-depth research and field applications.

The majority of parents have expressed positive opinions regarding the emphasis on fundamentals. The majority of parents (86%) had high appreciation regarding learning outcomes of the courses offered. Remarkably, 11.6% of the parents provided average responses. It is crucial to address the 2.3% of students who have negative replies, even when the majority of parents have good opinions. 97.7% of students are satisfied with the learning outcomes of the courses offered.

Does benefits derived from the course?

Overall, 100% positive remarks on the benefits derived from courses have been made by the majority of parents.

Rate the coverage of modern/advanced topics:

Our curriculum include the most recent achievements in architecture, as we live in a time of rapid technological growth and ongoing innovation. Our goal is to give a complete education that covers fundamental principles and equips the opportunities and challenges of the future by integrating modern and advanced themes.

Overall remark on coverage of modern/ advanced topics is positive. This is viewed favorably by a significant majority of parents i.e. 95.3% (11.6% Excellent + 65.1% Very Good + 18.6% Good) . Remarkably, 4.7% of parents provided average responses. The percentage of parents that are satisfied with the benefits derived from the Course overall is 100%.

Does this course meet the current industry requirements:

Regarding the course meeting its current industry requirements in the field of architecture & allied fields and their work, the majority of parents have expressed favorable thoughts. The satisfaction level of exposure, majority of parents expressed positive views i.e. 93%. It is noteworthy that 2.3% of the students gave average response. Even in cases when the majority of parents have positive responses, it is imperative that the 4.7% who have negative reactions be addressed. The satisfaction level of course meet the current industry requirements are generally rated well by 95.3% of parents.

The quality of the education is:

The goal of a high - quality education is to create people who are not just knowledgeable but also capable of critical thought, problem solving, and community engagement.

Most parents have expressed satisfaction with the quality of the education. A sizable majority of parents—97.6% (11.6% Excellent, 58.1% Very Good, and 27.9% Good) have good opinions regarding quality of education offered by the college. Notably, average responses were given by 2.3% of the students. Overall satisfaction level of the students on electives offered is 100%.

How do you rate the quality and relevance of the courses included into the curriculum?



The quality and relevance of a course are pivotal in determining its effectiveness and the value it provides to students. These factors affect not only the learning process in the short term but also the impact and long-term application of the knowledge and abilities gained. To ensure that students are ready to face the challenges of the modern world, it is imperative to provide them with relevant and high-quality coursework.

Most parents have expressed satisfaction with the quality and relevance of the courses included into the curriculum. A sizable majority of parents—90.7% (9.3% Excellent, 39.5% Very Good, and 41.9% Good) have good opinions regarding quality of education offered by the college. Notably, average responses were given by 9.3% of the parents. Overall satisfaction level of the parents on quality and relevance of the courses included into the curriculum is 100%.

Your opinion about other activities like tours, seminars, workshop, sports, cultural activities etc, conducted:

Regarding opinion about other activities like tours, seminars, workshop, sports, cultural activities etc conducted, the majority of parents have expressed favorable thoughts. The satisfaction level of about , majority of parents (20.9% Excellent, 34.9% Very Good, and 39.5% Good) expressed positive views. It is noteworthy that 4.7% of the parents gave average response. The satisfaction level about activities like tours, seminars etc conducted are generally rated well by 100% of parents.

Your confidence on the employability of your ward based on this programme of study

Regarding confidence on the employability of their ward based on this programme of study, the majority of parents have expressed favorable thoughts. Majority of parents expressed positive views i.e. 93% (9.3% Excellent, 39.5% Very Good, and 44.2% Good). It is noteworthy that 7% of the students gave average response. The overall satisfaction level regarding college staff and their support are generally rated well by 100% of parents.

Academic growth of your ward

With respect to the college staff and their assistance to their ward, most parents have provided positive feedback. The majority of parents—16.3% Excellent, 41.9% Very Good, and 37.2% Good—expressed favorable opinions. Notably, 4.7% of the pupils provided a mediocre response. It is crucial to address the 1.7% of parents who have negative reactions, even in situations when the majority of parents have good replies. 100% of parents assess their overall satisfaction with college staff and their help as being very good.

Teachers engaging students with real life activities, teaching moral values and shaping their careers:

In addition to conveying academic knowledge, teachers also play a critical role in influencing the lives of the students by guiding their career paths, involving them in real-life activities, and teaching moral values. These components are essential to the development of well-rounded people who can successfully negotiate the challenges of the contemporary world.

Regarding teachers engaging students with real life activities, teaching moral values and shaping their careers, the majority of parents have expressed favorable thoughts. Majority of parents expressed positive views i.e. 93% (14% Excellent, 39.5% Very Good, and 39.5% Good). It is noteworthy that 4.7% of the parents gave average response. The overall satisfaction level regarding college staff and their support are generally rated well by 100% of parents.

Your opinion about the subject faculties and the lab equipment

A considerable majority of parents, totalling 90.8% (14% Excellent + 51.2% Very Good + 25.6% Good) are have positive opinion about the subject faculties and the lab equipments. A small percentage i.e. 4.7% of parents responded average. Despite the prevailing satisfaction among the majority, it is crucial to address the concerns of the 4.7% of parents expressing discontent.

Your ward's consciousness about gender sensitivity, environment, energy conservation, cleanliness.

96.6% of parents including 9.3% strongly agreeing and 88.3% agreeing are satisfied with the ward's consciousness about the gender sensitivity, environment, energy conservation and cleanliness of the college premises. A small percentage i.e. 2.3% of parents are uncertain. 100% of the parents are satisfied with the ward's consciousness about the gender sensitivity, environment, energy conservation and cleanliness of the college premises.

Rate in terms of your ward given enough exposure as far as career orientation is concerned:

Regarding ward given enough exposure as far as career orientation, the majority of parents have expressed favorable thoughts. Majority of parents expressed positive views i.e. 93% (25.6% Excellent, 37.2% Very Good, and 30.2% Good). It is noteworthy that 7% of the parents gave average response. Even in cases when the majority of parents have positive responses, it is imperative that the 1.7% who have negative reactions be addressed. The overall satisfaction level regarding ward given enough exposure as far as career orientation are generally rated well by 100% of parents.

Rate the authorities in terms of easily approachable regarding any queries:



A combined 83% of parents, including 4.7% strongly agreeing including 93% agreeing , express favorable opinions about the authorities in terms of easily approachable regarding any queries. Furthermore, 2.3% of parents responses are negativ=ve. While the majority maintains a 97.7% positive outlook.

Employers' Feedback on Academic Performance

	Yes	No	Other Remarks			Total	Overall Satisfaction
Does the syllabus meet its objectives?	71.40%		28.60%			7	100.0%
Does college emphasis on fundamentals:	100.00%					7	100.0%
Does benefits derived from the course:	100.00%					7	100.0%
Does this course meet the current industry requirements	71.40%	28.60%				7	71.4%

	Excellent	Very Good	Good	Average	Poor	Total	Overall Satisfaction
Rate the coverage of modern/advanced topics:	14.30%	57.10%	28.60%			7	100.0%
Domain knowledge of the student employees recruited from SKLTCOA.		71.40%	28.60%			7	100.0%
Technical expertise of the student employees recruited from SKLTCOA .		57.10%	42.90%			7	100.0%
Perception regarding the work ethics of those student employees recruited from SKLTCOA.		71.40%	28.6%			7	100.0%
Requisite competitiveness of the student employees recruited from SKLTCOA:		71.4%	28.6%			7	100.0%
Social commitment of student employees from SKLTCOA		42.9%	57.1%			7	100.0%
Teamwork capability of student employees from SKLTCOA .		71.4%	28.6%			7	100.0%

Pooja Chate

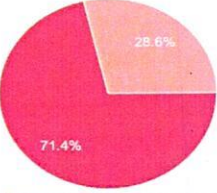
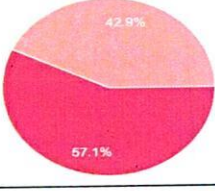
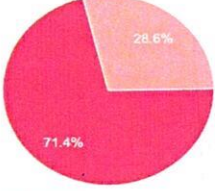
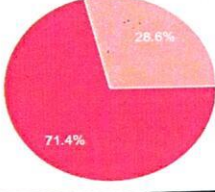
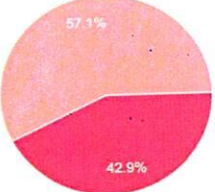
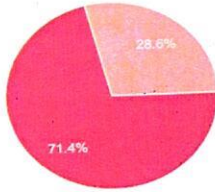
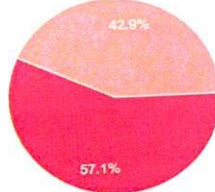
Smt. K. L. Tiwari College of Architecture
Mira Road
(East),
Dist. Thane - 401105.

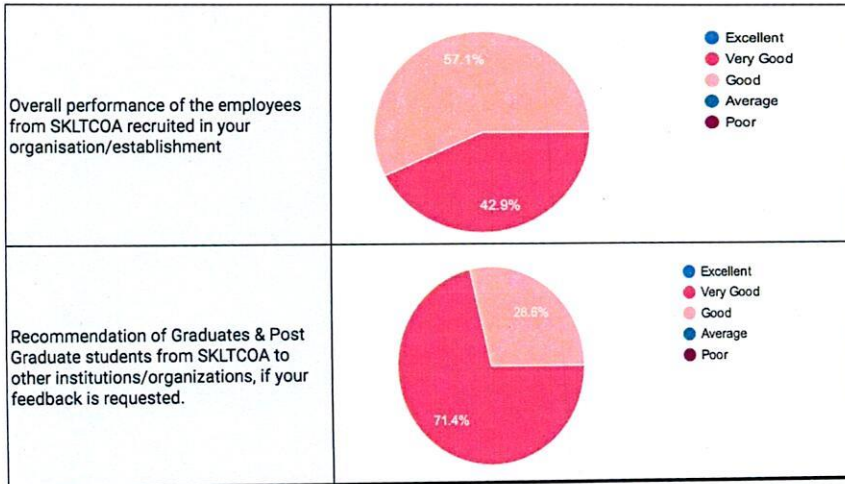
Initiative taking capacity of student employees from SKLTCOA .		57.1%	42.9%			7	100.0%
Overall performance of the employees from SKLTCOA recruited in your organisation/establishment		4290.0%	57.1%			7	100.0%
Recommendation of Graduates & Post Graduate students from SKLTCOA to other institutions/organizations, if your feedback is requested.		71.4%	28.6%			7	100.0%

Employers' Feedback on Academic Performance (Detail)

Does the syllabus meet its objectives?	<ul style="list-style-type: none"> ● Yes ● No ● Other Remark
Does college emphasis on fundamentals:	<ul style="list-style-type: none"> ● Yes ● No ● Any Remarks
Does benefits derived from the course:	<ul style="list-style-type: none"> ● Yes ● No ● Other Remarks:
Does this course meet the current industry requirements	<ul style="list-style-type: none"> ● Yes ● No ● Other Remarks:
Rate the coverage of modern/advanced topics:	<ul style="list-style-type: none"> ● Excellent ● Very Good ● Good ● Average ● Poor



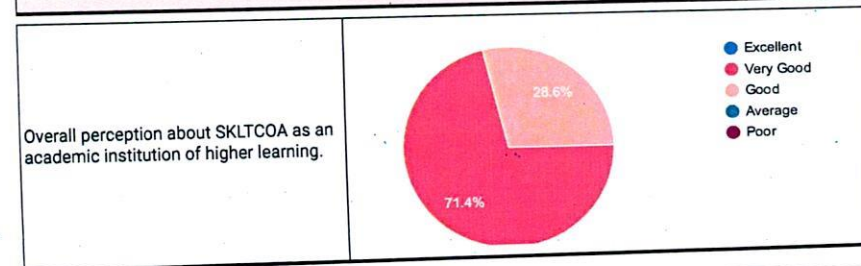

Domain knowledge of the student employees recruited from SKLTCOA.	 <ul style="list-style-type: none"> ● Excellent ● Very good ● Good ● Average ● Poor
Technical expertise of the student employees recruited from SKLTCOA .	 <ul style="list-style-type: none"> ● Excellent ● Very Good ● Good ● Average ● Poor
Perception regarding the work ethics of those student employees recruited from SKLTCOA.	 <ul style="list-style-type: none"> ● Excellent ● Very Good ● Good ● Average ● Poor
Requisite competitiveness of the student employees recruited from SKLTCOA:	 <ul style="list-style-type: none"> ● Excellent ● Very Good ● Good ● Average ● Poor
Social commitment of student employees from SKLTCOA	 <ul style="list-style-type: none"> ● Excellent ● Very Good ● Good ● Average ● Poor
Teamwork capability of student employees from SKLTCOA .	 <ul style="list-style-type: none"> ● Excellent ● Very Good ● Good ● Average ● Poor
Initiative taking capacity of student employees from SKLTCOA .	 <ul style="list-style-type: none"> ● Excellent ● Very Good ● Good ● Average ● Poor



Employers' Feedback on Ambience of the Institution

	Excellent	Very Good	Good	Average	Poor	Total	Overall Satisfaction
Overall perception about SKLTCOA as an academic institution of higher learning.		7.4%	28.6%			7	100.0%

Employers' Feedback on Ambience of the Institution (Detail)



Employer's Feedback Analysis on Academic Performance and Ambience & Infrastructure

Does the syllabus meet its objectives?
 The syllabus is designed to guide the key components of the course and to ensure that leaving objectives are effectively meet. The primary focus is to provide a comprehensive understanding of the course equipping with the knowledge and skills necessary for an Architecture programme.
 71.4% of Employers strongly agreeing are satisfied with the syllabus meet its objectives. A remarkable percentage i.e. 28.6% of employers are uncertain. The overall level of satisfaction regarding syllabus is positively viewed i.e. 100%.

Does college emphasis on fundamentals:
 The course curriculum at the institution is designed to provide students with a solid foundation by emphasizing the concepts and ideas that are essential for their academic and professional development. These fundamental ideas will serve as the basis for next in-depth studies and field applications.
 100% of employers in total, all 109% of strongly agree and have positive thoughts about the emphasis on fundamentals.

Does benefits derived from the course:
 Overall, positive remarks on the benefits derived from courses have been made by the majority of employers. This is viewed favorably by a significant majority of employers i.e. 100%.



Does this course meet the current industry requirements

Most employers have expressed satisfaction with the course meet the current industry requirements. A sizable majority of employers i.e. 71.4% have good opinions regarding course meet the current industry requirements. It is imperative to address the 28.6% of employers who have poor opinions. Overall satisfaction level of the students on course meet the current industry requirements is 71.4%.

Rate the coverage of modern/advanced topics:

It is essential that our curriculum takes into account the most recent advancements in architecture in a time of rapid technological growth and ongoing innovation. Our goal is to give you a thorough education that not only covers foundational concepts but also equips you for the opportunities and challenges of the future by fusing modern and advanced themes.

Most employers have expressed positive opinions about coverage of modern/advanced topics. The portion of employers i.e. 14.3% had excellent opinions. Notably, 85.7% of the employers had good responses. 100% of employers describe their degree of satisfaction with the coverage of modern/advanced topics as good.

Domain knowledge of the student employees recruited from SKLTCOA.

Employers had positive outlook towards domain knowledge of the student employees recruited from SKLTCOA (71.4% Very Good + 28.6% Good). The 100% overall satisfaction rating with the syllabus is seen favorably regarding domain knowledge of the student employees recruited from SKLTCOA.

Technical expertise of the student employees recruited from SKLTCOA .

A considerable majority of employers, totalling 100% (71.4% Very Good + 28.6% Good) are satisfied with the Technical expertise of the student employees recruited from SKLTCOA.

Perception regarding the work ethics of those student employees recruited from SKLTCOA.

Work ethics encompass the values, principles, and standards that guide our behavior and decision-making processes. They are essential for fostering a culture of trust, respect, and excellence.

Employers 100% have positive outlook towards perception regarding the work ethics of those student employees from SKLTCOA. The 100% overall satisfaction rating with the syllabus is seen favorably regarding perception regarding the work ethics of those student employees recruited from SKLTCOA.

Requisite competitiveness of the student employees recruited from SKLTCOA:

Overall, positive remarks on Requisite competitiveness of the student employees recruited from SKLTCOA by the majority of employers. This is viewed favorably by a significant majority of employers i.e. 71.4%. Remarkably, 28.6% of employers provided good responses. The percentage of employers that are satisfied with the Requisite competitiveness of the student employees recruited from SKLTCOA overall is 100%.

Social commitment of student employees from SKLTCOA

A vital component of organizational and human development is social commitment. It exhibits responsibility for the environment and the community as well as a commitment to making constructive contributions to society.

Overall, favorable feedback on the social commitment of student employees from SKLTCOA. Employers satisfaction with the social commitment of student employees from SKLTCOA is 100%.


Teamwork capability of student employees from SKLTCOA .

Overall, favorable feedback on the teamwork capability of student employees from SKLTCOA. Employers satisfaction with the overall requirement competitiveness of the student employees hired from SKLTCOA is 100%.

Initiative taking capacity of student employees from SKLTCOA .

The ability to take initiative is one of the essential characteristics for success in the fast-paced, constantly-evolving world of today. Being proactive, grasping possibilities, and bringing about positive change without waiting for orders are characteristics of this personality. An important skill in any pursuit, whether it be personal, professional, or academic, is the capacity to take the initiative.

Broadly positive feedback from employers regarding initiative taking capacity of student employees from SKLTCOA. Employers satisfaction with the overall initiative taking capacity of student employees from SKLTCOA is 100%.



Overall performance of the employees from SKLTCOA recruited in your organisation/establishment

Overall, positive feedback from employers regarding Overall performance of the employees from SKLTCOA recruited in your organisation/establishment. Employers satisfaction with the Overall performance of the employees from SKLTCOA recruited in your organisation/establishment is 100%.

Recommendation of Graduates & Post Graduate students from SKLTCOA to other institutions/organizations, if your feedback is requested.

Majorly, positive feedback from employers regarding Recommendation of Graduates & Post Graduate students from SKLTCOA to other institutions/organizations, if your feedback is requested. Employers satisfaction with the Recommendation of Graduates & Post Graduate students from SKLTCOA to other institutions/organizations, if your feedback is requested is 100%.

Overall perception about SKLTCOA as an academic institution of higher learning.

Overall employers have positive opinion about the overall perception about SKLTCOA as an academic institution of higher learning with 100% satisfaction level.

Pupali

